

# Church Life Profile

## Ormond Parish

The people of this local church...

### Most VALUE:



Sermons, preaching or Bible teaching



Small prayer, discussion or Bible study groups



Contemporary style of worship or music



Ministry to children or youth



### Want to give ATTENTION to:



Spiritual growth (e.g. direction)



Worship services that are nurturing



Encouraging people here to share their faith and invite others



Ensuring new people are included



*Note: Attenders could select up to three options so percentages may not add up to 100%.*

You in 2016 - Ormond Parish (ANM250, 112 forms)

# The People of This Church



## DEMOGRAPHIC PROFILE



**54%** of all people are female and **46%** are male

**65%** of all people have a university degree



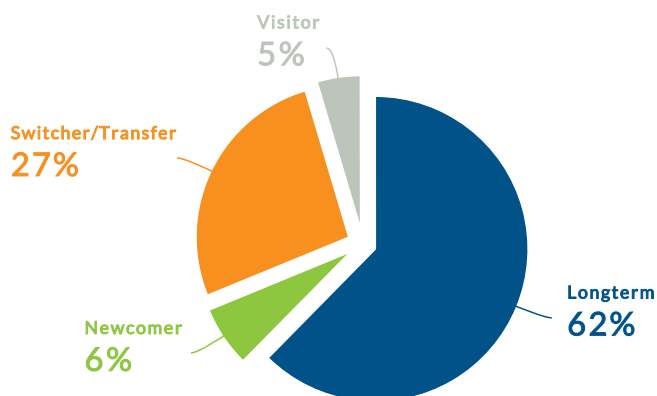
**14%** have a trade certificate, diploma or associate diploma



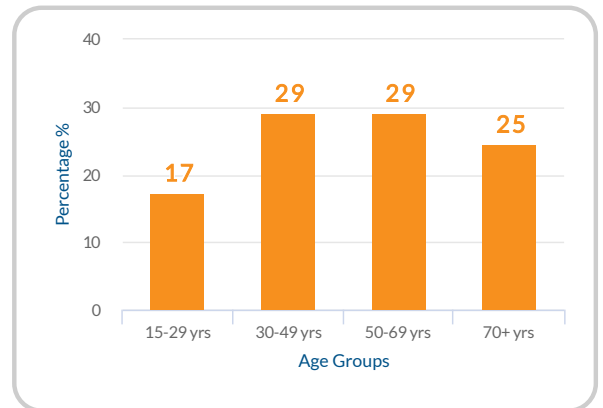
**22%** have primary or secondary school education



## CHURCH BACKGROUND and ATTENDANCE



The AVERAGE AGE of people is **52** years



**68%** of all people were born in AUSTRALIA

**32%** were born overseas



**12%** speak a language other than ENGLISH at home



**34%** of attenders here are new arrivals to this church in the past five years.

**94%** attend church worship service at least monthly



Estimated CHURCH ATTENDANCE:

N/A in 2011

N/A in 2016

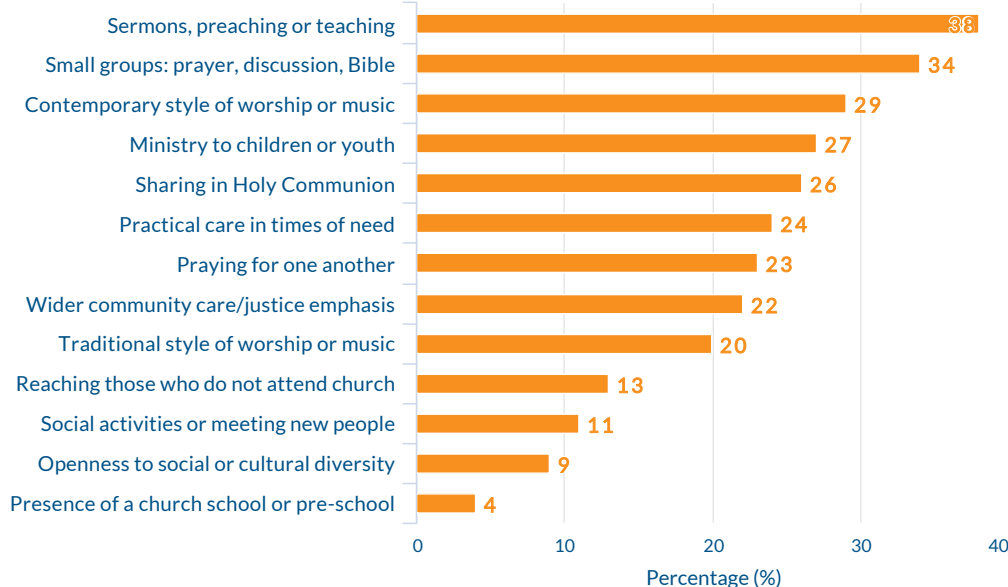
You in 2016 - Ormond Parish (ANM250, 112 forms)

# What People Value and Prioritise



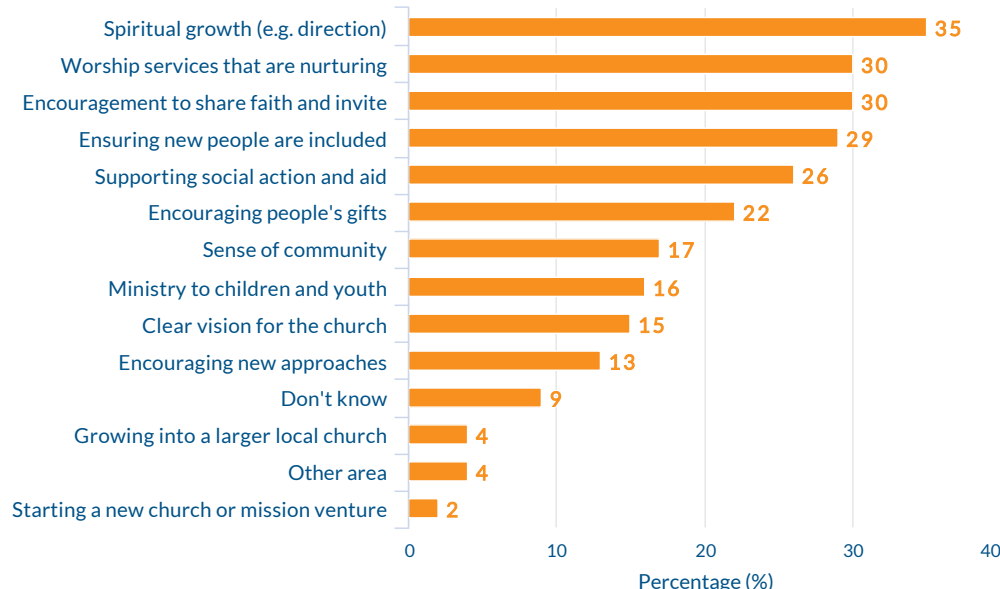
## WHAT PEOPLE VALUE ABOUT THIS CHURCH

Attendees of this church most value 'Sermons, preaching or Bible teaching' and 'Small prayer, discussion or Bible study groups'



## FUTURE PRIORITIES

Over the next 12 months most attendees would like priority given to: 'Spiritual growth (e.g. direction)' and 'Worship services that are nurturing'.



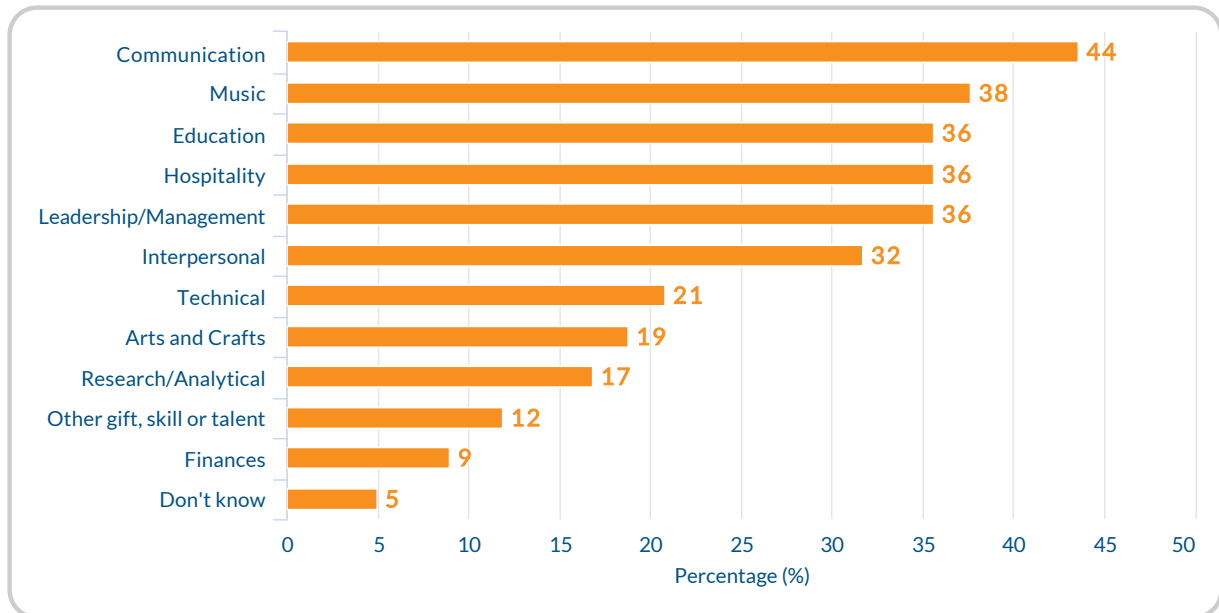
You in 2016 - Ormond Parish (ANM250, 112 forms)

# People's Gifts and Skills

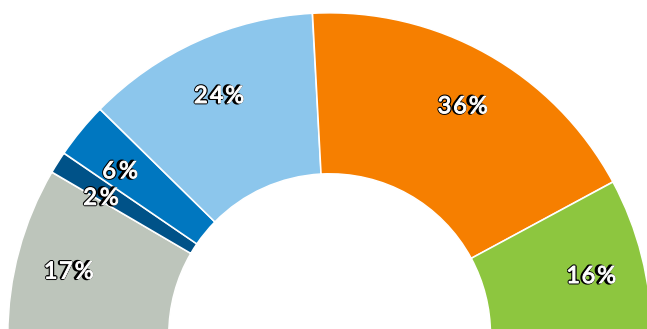


## USE OF GIFTS and SKILLS

Attendees most commonly identified their gifts or skills as "Communication: write, edit, speak" and "Music: play, sing, write music"

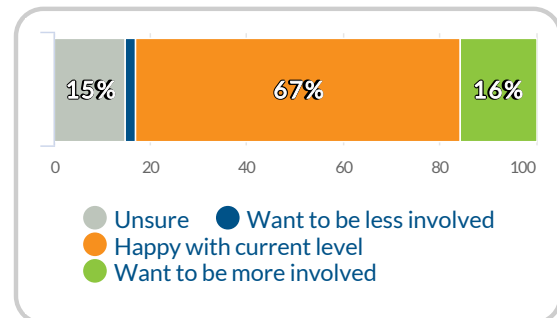


**52%** of attendees agree that their GIFTS, SKILLS AND TALENTS ARE BEING USED WELL at this church



Don't Know   Strongly Disagree   Disagree  
 Neutral/Unsure   Agree   Strongly Agree

**16%** want to be MORE INVOLVED at church



Unsure   Want to be less involved  
 Happy with current level   Want to be more involved

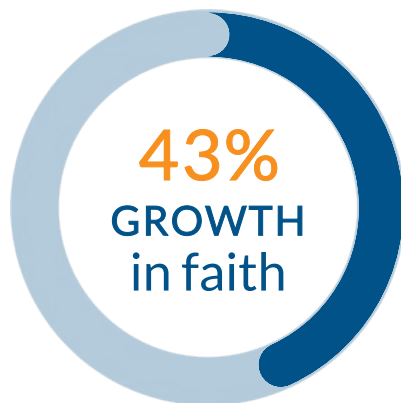
You in 2016 - Ormond Parish (ANM250, 112 forms)

# How People Relate to God

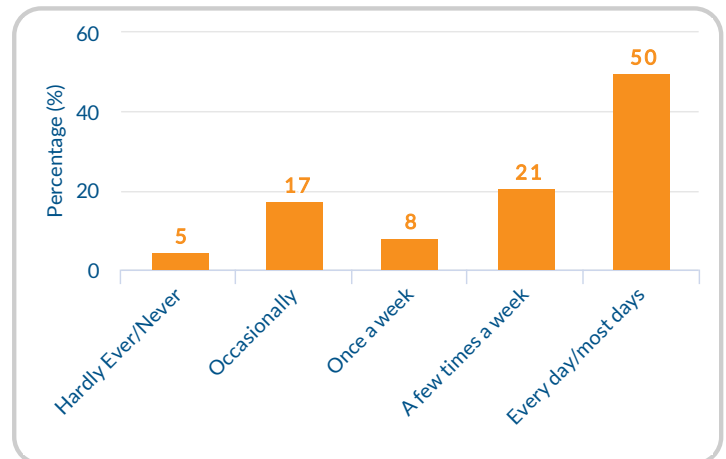


## PERSONAL FAITH

**43%** of attenders said that they had experienced much **GROWTH IN FAITH** in the previous 12 months



**50%** spend time in **PRAYER, BIBLE READING, MEDITATION** everyday or most days



## CHURCH WORSHIP SERVICES

### IMPORTANCE of GOD in people's lives:

"God is more important to me than almost anything else" **30%**

"God is the most important reality in my life" **59%**

During church worship services here, attenders always or usually experience:

**MUSIC**  
they appreciate



**GROWTH**  
in understanding of God



Being challenged to  
**TAKE ACTION**



You in 2016 - Ormond Parish (ANM250, 112 forms)

# How People Relate to Each Other



## BELONGING and INVOLVEMENT

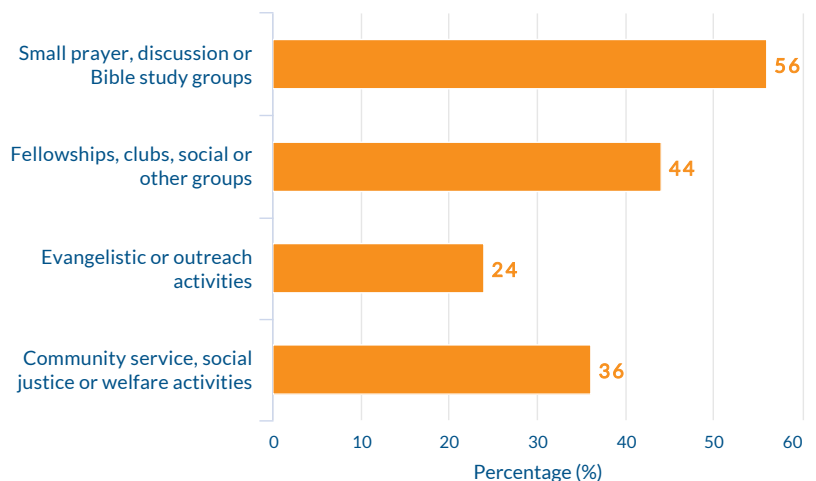


**91%** of people have a strong sense of belonging to this church

**91%** found it easy to make friends within this local church



People of this church are involved in various church groups



## SATISFACTION with CHURCH ACTIVITIES

People shared how satisfied they are with what is offered by this church:

For their own age

**87%**

For children aged under 12 years

**89%**

For youth aged 12 to 18 years

**82%**



**SATISFIED**

You in 2016 - Ormond Parish (ANM250, 112 forms)

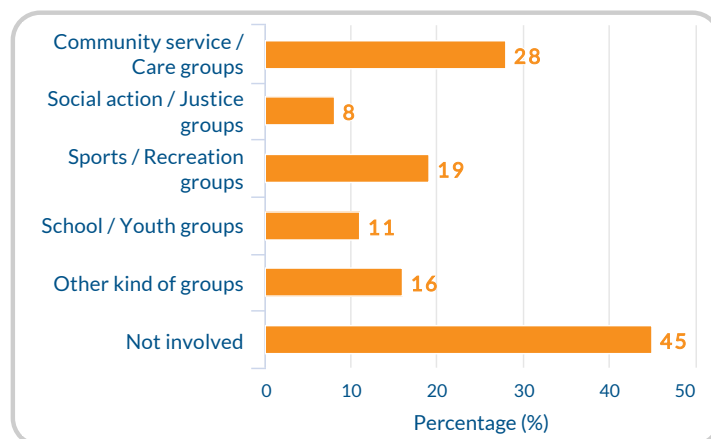
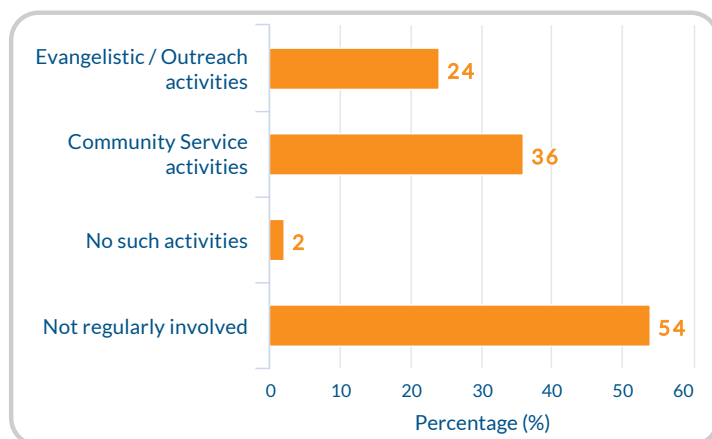
# How People Relate to the Wider Community



## INVOLVEMENT IN GROUPS

**45%** of people reach out to the wider community through activities of this local church

**55%** of people participate in wider community groups



*Note: Attenders could choose more than one option, so percentages will not add to 100%*



## WORDS and ACTIONS

**23%** feel at ease **TALKING ABOUT FAITH** with others and look for opportunities to do so



**28%** **INVITED** friends and relatives to a church service in this last year



Attenders have made **OFFERS OF HELP** to others in a range of informal ways



### Informal action in last 12 months %

Donated money to a charitable organisation	87
Lent or gave money to someone outside your family	51
Visited someone in hospital	45
Helped someone through a personal crisis (not sickness)	43
Given some of your possessions to someone in need	32
Contacted a parliamentarian/councillor on a public issue	26
Cared for someone who was very sick	24
Tried to stop someone abusing alcohol or drugs	8

You in 2016 - Ormond Parish (ANM250, 112 forms)

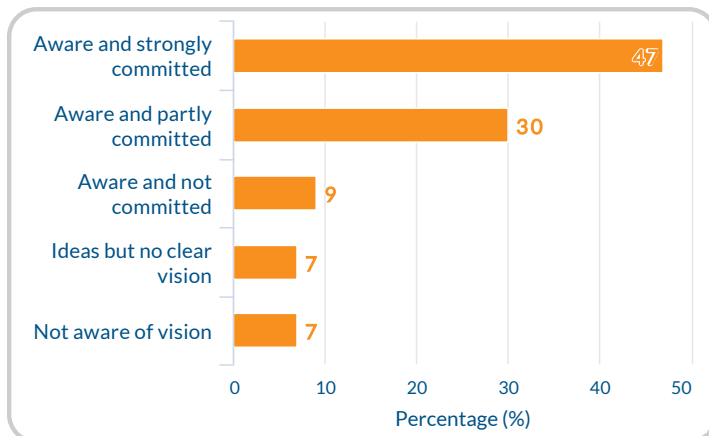


# Vision, Innovation and Leadership Culture

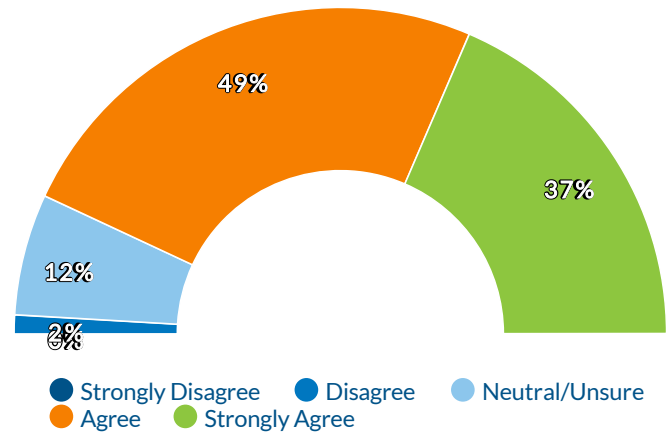


## VISION and INNOVATION

**47%** of people are both aware of and strongly **COMMITTED TO THE VISION** and goals or directions for this church

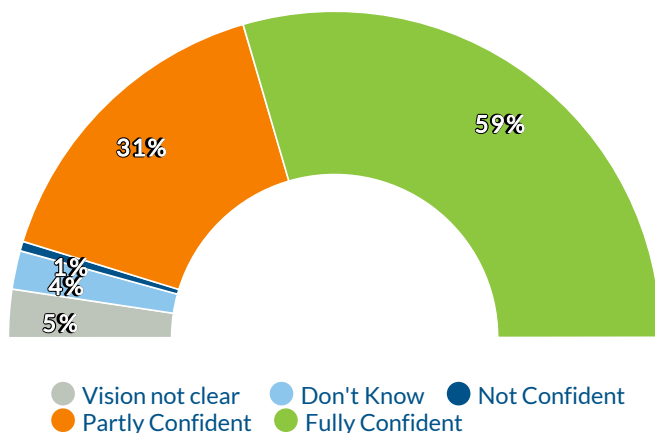


**86%** agree that they would **SUPPORT** the development of new initiatives in the ministry and mission of this church



## LEADERSHIP CULTURE

**59%** are fully confident that this church **CAN ACHIEVE THE VISION**, goals or directions set



**84%** agree that this church is always ready to try **SOMETHING NEW**

**58%** of attenders perform a **LEADERSHIP OR MINISTRY ROLE**

**90%** agree that this church has good and **CLEAR SYSTEMS** for how it operates

### Attenders agree:

**68%** Leaders encourage me to find and use my gifts and skills to a great or some extent

**81%** Leaders take into account ideas of people here to a great or some extent

**71%** Leaders here inspire me to action

You in 2016 - Ormond Parish (ANM250, 112 forms)